

FAQs

Do I need an Internet connection?

Only to browse the library and to download.

What happens when a title expires?

The titles will return automatically, no action is needed on your part.

What if I don't finish my book?

The app will remember your place. Simply access the book on your bookshelf again to resume reading.

Can I renew a book?

Yes! If there are no holds on the title, you can renew 2 days before it's due. Tap the book cover on your Shelf, then Manage Loan, then Renew Loan and Renew.

Can I return a book early?

Yes! Tap the book cover on your Shelf, then Manage Loan, then Return Early and Return.

Can I borrow a Kindle eBook?

Yes! To read a book on your Kindle, you must know your Amazon account information.

Which way should I sign in?

The simplest method is to use your library card—every method requires it. However, you can sync your saved settings and configurations across devices (see Help & Support).

What if I need more help?

Go to Help & Support on the Libby menu—or, Contact the Library!

Additional Info

Use these instructions for tablets, smartphones, Chromebooks, and devices running:

- Android 5.0 or higher
- iOS 9 or higher
- Windows 10

For Windows, Mac, or Chromebook, use Libby in your browser at libbyapp.com.

For nook Color, nook Tablets, and the Kindle Fire, please use the **OverDrive app**, downloadable through the appropriate app store for your device.

More questions?
Contact the
Reference Desk @
781-455-7559, ext. 502
or
neemail1@minlib.net

**Borrow
eBooks,
Audiobooks
& Magazines
with your
Smartphone / Tablet**



**Libby
by OverDrive**


minuteman.overdrive.com



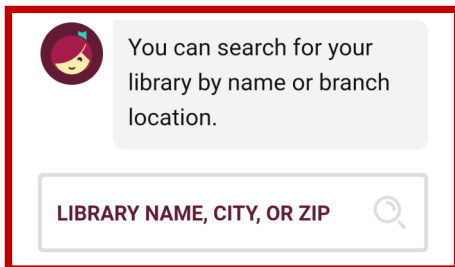
NEEDHAM
FREE PUBLIC
LIBRARY

1. Install App

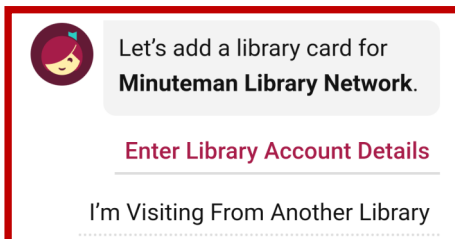
- Search for Libby in your app store (Apple Store, Google Play, etc.).



- Install the free Libby app.
- Use **I'll Search for a Library** to look up your Home Library, OR try **Yes, Guess My Library** (with phone location activated) and the app will search for the library closest to you.



- Select Minuteman Library Network for your library network.
- Tap **Enter Library Account Details** to enter your library card info, and you're good to go!




2. Explore!

- Libby's **menu bar** appears at the bottom of your device screen when you tap your library network name under "Your Libraries":



- The Libby menu includes:
 - Search
 - Library Cards
 - Shelf
 - Timeline
- **Search** the Libby library to explore titles to borrow. You can browse by subject or collection; or search by author, title, or keyword.
- In your Search results, you can **Refine** or adjust **Preferences** for additional filtering.
- Tap on a book cover to learn more. Tap **Borrow** to check out a title. Tap **Open Book** to enjoy your book!
- If a title is unavailable, you can **Place a Hold!** Tap **Shelf** to access your checked out titles and your Holds.
- **Timeline** shows you all of your Libby activity! Tap "Actions" on the Timeline screen to manage your Timeline.
 - Tap the Libby icon to return Libby's home page, where you can access **Your Libraries**, your **Library Cards**, and **Help & Support**.

3. Tips & Tricks

- All eBooks and audiobooks in this collection can be found through our main catalog! If you're searching through **find.minilib.net**, keep a lookout for "eBook" and "Digital Audiobook" in the search results.
- Audiobooks are designated by a pair of **earbuds** + the book's run time below the cover image.A small inset image showing a book cover with a pair of earbuds icon and the text "8 HOURS" below it, indicating an audiobook.
- You can alter your **Preferences**, and find **curated lists** and more, on the your library network landing page.
- Font, text size, and spacing are all adjustable in Libby eBooks, and audiobooks include settings for FF/rewind, playback speed, and a sleep timer! See Help & Support for more.
- Not sure when a book is due, or want to return it? Go to your Bookshelf and tap **Manage Loan!**
- Your Minuteman Library card can be used at library networks throughout MA! In your app menu tap **Add a Library**, then Search and add. To use your Minuteman card, select **I'm Visiting from Another Library**, then Minuteman Library Network, and add your Minuteman card number. All your loans will appear in the same place, and you can switch between library collections.